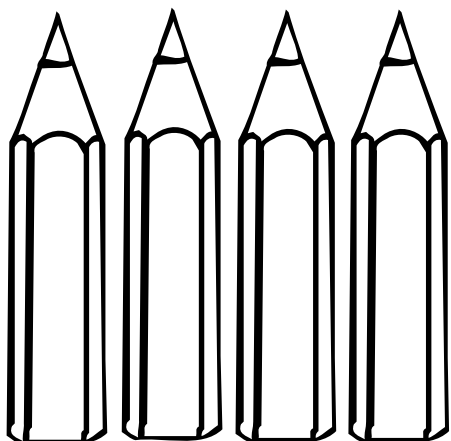



Tin Can Crafts For Kids

Pencil Organizer

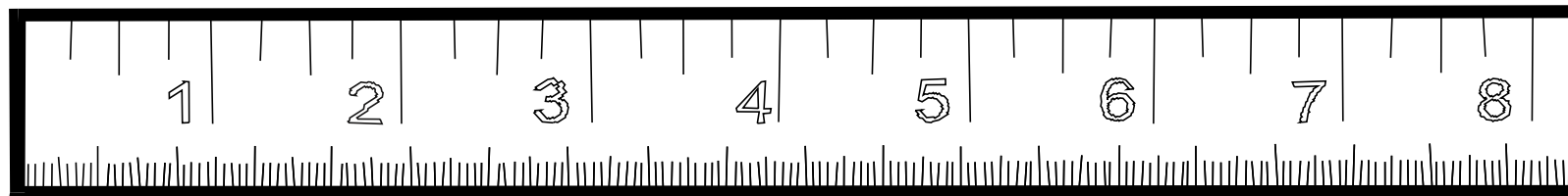
Cutting line: cut the length of the entire page



My Stuff



Name



Cutting line: cut the length of the entire page

Instructions: This printable will fit a can 3-1/4" diameter x 4-1/8" tall (for example, a Progresso soup can). Be sure to cover up any sharp can edges with duct tape or packing tape. Color the label above as desired, cut on lines as indicated, then tape around the can. Enjoy!