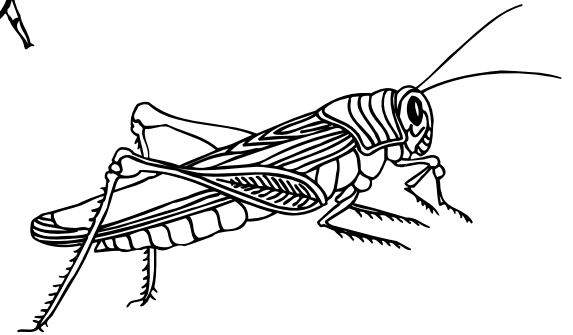



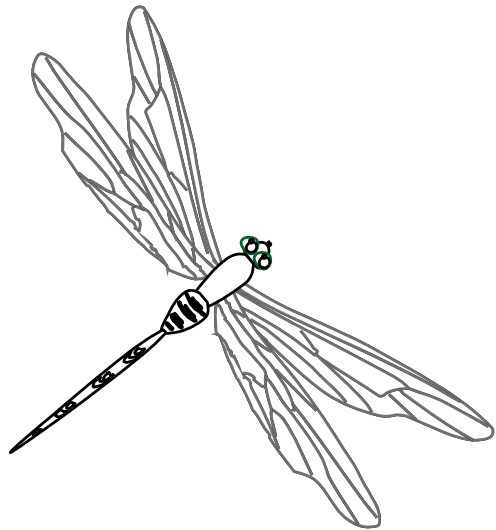


Tin Can Crafts For Kids

Bugs Organizer

Cutting line: cut the length of the entire page



Cutting line: cut the length of the entire page

Instructions: This printable will fit a can 3-1/4" diameter x 4-1/8" tall (for example, a Progresso soup can). Be sure to use a can opener that leaves no sharp edges. Print on cardstock, then color the label above as desired. Cut on lines as indicated, then tape around the can. Enjoy!