

Matching Game

First, print the cards on cardstock (the last page of this file is side #2 of the cards) and the game instructions on plain paper. **Second**, cut out the game label on the dotted lines and glue it on the outside of a letter-sized envelope. **Third**, cut out the instructions and the cards, and store them in the envelope when you are finished playing.



Winter Matching Game

How To Play The Matching Game





Set Up The Game: Shuffle the cards and lay out the cards face down in rows.

Play: Player #1 chooses two cards and turns them over. If the two cards are a matching pair, then the player takes the two cards. Player #1 plays until he/she does not make a match.

If the cards are not a match they are turned back over and it is now Player #2's turn. The players continue taking turns until all the cards are played.

How to Win: Collect the most matching pairs.

Source: classicgamesandpuzzles.com





Winter

Winter



Winter
Matching
Game

Winter
Matching
Game

Winter
Matching
Game

Winter
Matching
Game

Winter
Matching
Game

Winter
Matching
Game

Winter
Matching
Game

Winter
Matching
Game

Winter
Matching
Game

Winter
Matching
Game

Winter
Matching
Game

Winter
Matching
Game