



# “Monkey Fun” Printables

## For Preschool & Kindergarten

Thank you for downloading this printable pack from [CottonRidgeHomeschool.com](http://CottonRidgeHomeschool.com)!

*I hope you and your kids enjoy these activities!*

**Supply List:** To complete all the activities in this pack, you will need:

Crayons or Markers  
Pencil  
Scissors

Glue Stick  
Stapler  
Letter-Sized Envelope


Purple Ink Pad or Purple Paint (Non-Toxic and Washable)  
Small Plastic Zip-Close Baggie (optional)  
[Avery 5371](#) (or equivalent) Business Cards (*optional for pages 15, 16*)

Thin Cardboard (optional)

**Terms of Use:** These printables are provided at no cost for *personal* or *classroom* use. Print as many as you like! You are welcome to use the individual images in this document – they are non-copyrighted clip art.

**Restrictions:** Please do not sell this document or upload it to your web site or any other web site. If you would like to link to this printables pack, please link to the blog post and not the PDF file.

The [Cotton Ridge Homeschool](http://CottonRidgeHomeschool.com) blog is written by Kathryn Depew and published by Cotton Ridge Designs, LLC.



M  
O  
N  
K  
E  
Y

Color the monkey and  
trace the letters.




An Asian Langur Monkey

## Monkey Facts

- There are over 250 species of monkeys.
- There are two types of monkeys that live in different parts of the world. The “New World Monkeys” live in South America and the “Old World Monkeys” are from Africa and Asia.
- Some monkeys live in trees, and others live on the ground.
- Different monkeys eat a variety of foods: fruit, leaves, insects, flowers, small mammals, reptiles, amphibians, and crabs.
- Monkeys prefer warm climates and most live in rainforests, except for Australia and New Guinea.
- They are also found in forests, savannahs, deserts and even in snowy mountains.
- Monkeys live in groups called “troops” or “tribes”.
- Monkeys come in many different sizes.
- Some monkeys use their tails to grasp things or swing from tree branches.
- Monkeys do NOT make good pets!

Sources: *Berkely.edu*, *Simple English Wikipedia*, *eHow.com*.

Circle the foods that monkeys eat in the jungle.



*Hint: Monkeys eat mostly fruit and leaves, as well as various types of nuts, bugs and insects. (Source: Berkeley.edu and Wikipedia.)*

# Tracing and Handwriting Practice



Monkey

---

---

---



Banana

---

---

---

# Tracing and Handwriting Practice



Plum

---

---

---




Jungle

---

---

---



## Plums for the Monkey!

You will need a non-toxic, washable purple ink pad or washable purple paint.

Ask your child to press his or her index finger on the ink pad (or in the paint), and then on the white spots on the tree.

Cut on the dotted line and display the artwork!

Count the plums, then circle the correct number below:

4

7

10


3

8

6


5





*Monkeys like to eat berries!*

Finish the picture by cutting out and gluing the shapes below in the right spots.







My  
Colors  
Book



Yellow



Purple




Can you draw and color some green grapes?

Green

**Make a Mini-Book:** on this page and next page, color, draw and trace, then cut out the 8 pages and staple together.




Brown



Can you draw and color some green leaves?



Papaya Fruit



Can you draw and color a papaya?  
It is light green on the outside and pinkish-red on the inside, with black seeds.

**Make a Mini-Book:** on this page and previous page, color, draw and trace, then cut out the 8 pages and staple together.

## Letter Recognition

Draw a line from the letter to the image whose name starts with the letter. **For example:** “J” is for “Jungle” – draw a line from the letter J to the picture of the Jungle.

M




B



J




P



G






## Monkey Puzzle!

There are several options for playing with your puzzle:

- Print on paper, cut out puzzle pieces, and glue pieces to another sheet of paper.
- Print on paper, glue on thin cardboard, and cut out pieces when glue is dry, and keep pieces in a plastic baggie when done playing with the puzzle..
- Print on cardstock, cut out puzzle pieces, and keep pieces in a plastic baggie when done playing with the puzzle.



Can you draw a monkey in a tree?

# Matching Game

**First**, cut out the game label on the dotted lines below and glue it on the outside of a letter-sized envelope. **Next**, cut out the instructions and the cards, and store them in the envelope when you are finished playing.

The following two pages of game cards have been formatted for Avery 5371 (or equivalent) Business Cards. Instead, you may print them on cardstock and cut with scissors or paper cutter. You may want to laminate the cards so they will last longer.



## Monkey Fun Matching Game

---

### How To Play The Matching Game

**Set Up The Game:** Shuffle the cards and lay out the cards face down in rows.

**Play:** Player #1 chooses two cards and turns them over. If the two cards are a matching pair, then the player takes the two cards. Player #1 plays until he/she does not make a match.

If the cards are not a match they are turned back over and it is now Player #2's turn. The players continue taking turns until all the cards are played.

**How to Win:** Collect the most matching pairs.

*Source: classicgamesandpuzzles.com*



Grapes



Plum



Papaya



Monkey



Bananas



Grapes



Plum



Papaya




Monkey




Bananas







Nuts



Nuts



Berries



Berries



Mango




Mango




Jungle



Jungle



Waterfall



Waterfall

# Number Recognition

1




2



3



4



5

